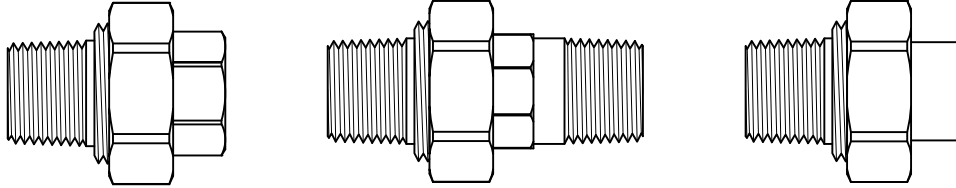




UA Series Specifications Brass Union Adapter



PRODUCT DESCRIPTION: The UA is a brass MNPT x union adapter that connects to FNPT ended products. The UA converts line connections types and offers line size reductions. The union tail pieces are available in FNPT, MNPT, and SWT ends. Refer to the product selection guide below for available reductions. The UA ships as a configured kit consisting of the UA body, o-ring, union nut, and tail piece.

Product Size	Reduction Size Needed - Female / UA Model #					
	1/2"	3/4"	1"	1 1/4"	1 1/2"	2"
1/2" MNPT	UA1F	--	--	--	--	--
3/4" MNPT	UA21F	UA2F	--	--	--	--
1" MNPT	UA31F	UA32F	UA3F	--	--	--
1 1/4" MNPT	--	UA42F	UA43F	UA4F	--	--
1 1/2" MNPT	--	--	UA53F	UA54F	UA5F	--
2" MNPT	--	--	--	UA64F	UA65F	UA6F

-- Indicates reduction size is not available

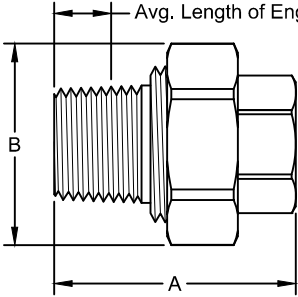
Product Size	Reduction Size Needed - Male / UA Model #					
	1/2" MNPT	3/4" MNPT	1" MNPT	1 1/4" MNPT	1 1/2" MNPT	2" MNPT
1/2" MNPT	UA1M	--	--	--	--	--
3/4" MNPT	UA21M	UA2M	--	--	--	--
1" MNPT	UA31M	UA32M	UA3M	--	--	--
1 1/4" MNPT	UA41M	UA42M	UA43M	UA4M	--	--
1 1/2" MNPT	--	UA52M	UA53M	UA54M	UA5M	--
2" MNPT	--	--	UA63M	UA64M	UA65M	UA6M

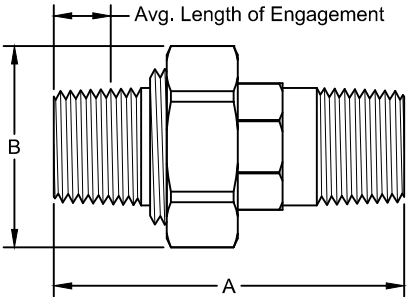
Product Size	Reduction Size Needed - Sweat / UA Model #					
	1/2" SWT	3/4" SWT	1" SWT	1 1/4"	1 1/2"	2"
1/2" MNPT	UA1S	UA12S	--	--	--	--
3/4" MNPT	UA21S	UA2S	--	--	--	--
1" MNPT	UA31S	UA32S	UA3S	--	--	--
1 1/4" MNPT	--	UA42S	UA43S	UA4S	--	--
1 1/2" MNPT	--	--	UA53S	UA54S	UA5S	--
2" MNPT	--	--	--	UA64S	UA65S	UA6S

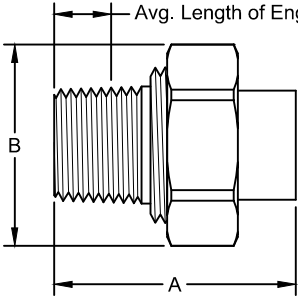
STANDARD MATERIAL SPECIFICATIONS	
UA Body	Brass ASTM B455
Tail Piece	Brass ASTM B124-09, B228-06, or B763-08A
Union Nut	Brass ASTM B455
O-Ring	EPDM
<p>Specification information is provided to assist and is given without obligation or warranty. The Company reserves the right to make changes in design, materials, and/or specifications without notice or liability.</p>	



UA Series Dimensions Brass Union Adapter

	MODEL	END CONNECTIONS (UA x Tail Piece)	A	B	AVERAGE LENGTH OF ENGAGEMENT	WEIGHT
	UA1F	1/2" M x 1/2" F	1.8	1.6	0.32	0.3
UA21F	3/4" M x 1/2" F	2.1	1.9	0.34	0.5	
UA2F	3/4" M x 3/4" F	1.8			0.4	
UA31F	1" M x 1/2" F	3.2			0.8	
UA32F	1" M x 3/4" F	2.5	2.1	0.40	0.8	
UA3F	1" M x 1" F	2.1			0.7	
UA42F	1-1/4" M x 3/4" F	3.1			1.4	
UA43F	1-1/4" M x 1" F	2.7	2.8	0.42	1.1	
UA4F	1-1/4" M x 1-1/4" F	2.3			1.4	
UA53F	1-1/2" M x 1" F	4.0			2.3	
UA54F	1-1/2" M x 1-1/4" F	4.0	3.4	0.42	2.4	
UA5F	1-1/2" M x 1-1/2" F	2.7			2.0	
UA64F	2" M x 1-1/4" F	4.5			3.3	
UA65F	2" M x 1-1/2" F	4.5	3.9	0.44	3.5	
UA6F	2" M x 2" F	2.7			2.9	

	MODEL	END CONNECTIONS (UA x Tail Piece)	A	B	AVERAGE LENGTH OF ENGAGEMENT	WEIGHT
	UA1M	1/2" M x 1/2" M	2.8	1.6	0.32	0.4
UA21M	3/4" M x 1/2" M	2.6	1.9	0.34	0.5	
UA2M	3/4" M x 3/4" M	2.8			0.6	
UA31M	1" M x 1/2" M	3.2			0.8	
UA32M	1" M x 3/4" M	3.3	2.1	0.40	0.9	
UA3M	1" M x 1" M	3.2			0.9	
UA41M	1-1/4" M x 1/2" M	3.1			1.3	
UA42M	1-1/4" M x 3/4" M	3.6	2.8	0.42	1.4	
UA43M	1-1/4" M x 1" M	3.4			1.4	
UA4M	1-1/4" M x 1-1/4" M	3.4			1.5	
UA52M	1-1/2" M x 3/4" M	3.4			2.4	
UA53M	1-1/2" M x 1" M	4.0	3.4	0.42	2.4	
UA54M	1-1/2" M x 1-1/4" M	4.0			2.4	
UA5M	1-1/2" M x 1-1/2" M	4.0			2.3	
UA63M	2" M x 1" M	3.6			3.7	
UA64M	2" M x 1-1/4" M	4.5	3.9	0.44	3.7	
UA65M	2" M x 1-1/2" M	4.5			3.6	
UA6M	2" M x 2" M	4.5			3.6	

	MODEL	END CONNECTIONS (UA x Tail Piece)	A	B	AVERAGE LENGTH OF ENGAGEMENT	WEIGHT
	UA1S	1/2" M x 1/2" S	1.8	1.6	0.32	0.4
UA12S	1/2" M x 3/4" S	2.0			0.3	
UA21S	3/4" M x 1/2" S	1.8	1.9	0.34	0.4	
UA2S	3/4" M x 3/4" S	1.8			0.4	
UA31S	1" M x 1/2" S	2.2			0.8	
UA32S	1" M x 3/4" S	2.1	2.1	0.40	0.6	
UA3S	1" M x 1" S	2.2			0.6	
UA42S	1-1/4" M x 3/4" S	2.6			1.1	
UA43S	1-1/4" M x 1" S	3.4	2.8	0.42	1.1	
UA4S	1-1/4" M x 1-1/4" S	2.4			1.1	
UA53S	1-1/2" M x 1" S	2.9			1.8	
UA54S	1-1/2" M x 1-1/4" S	3.0	3.4	0.42	1.8	
UA5S	1-1/2" M x 1-1/2" S	2.7			1.7	
UA64S	2" M x 1-1/4" S	3.0			2.6	
UA65S	2" M x 1-1/2" S	3.1	3.9	0.44	2.6	
UA6S	2" M x 2" S	3.0			2.5	

NOTE: All dimensions (inches), weights (pounds), and materials are subject to minor variations. Consult with the factory for confirmation of dimensions, weights, and material specifications. The average Length of Engagement dimensions are according to ANSI/ASME B1.20.1-1983 (R2006). *Machinery's Handbook 28th Edition*, Industrial Press, 2008. Table 1a, p. 1862.